



# YOUR EWVP SOLUTIONS GUIDE

**BOOM** SHERRIN

# At BOOM Sherrin we're much more than just an elevated work platform supplier.

For more than 40 years now we've been offering tailored EWP solutions from a comprehensive equipment fleet Australia-wide; backed by on-call sales and service assistance; reliable solutions and one of the safest working practices in the industry.

## GRADEABILITY CONVERSION

### Gradeability

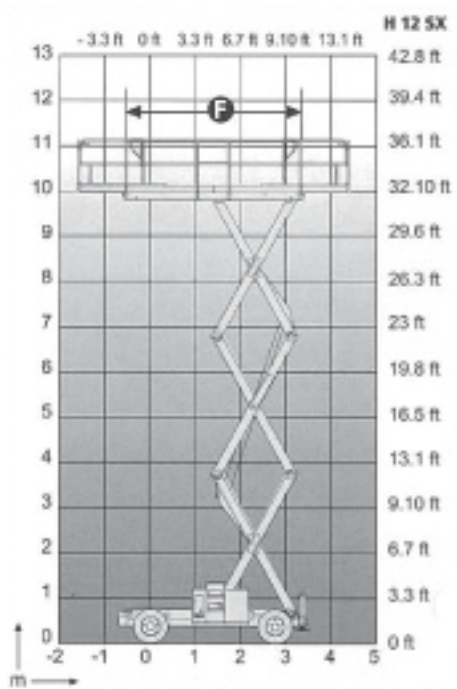
5%	10%	15%	20%	25%	30%	35%	40%	45%	50%	55%	60%
2.86	5.71	8.53	11.31	14.04	16.70	19.29	21.80	24.23	26.57	28.81	30.96

### Degrees

### PLEASE NOTE

Every effort has been made to accurately specify our equipment in the following pages. Due to availability of equipment actual makes & models supplied may vary from what is indicated. BOOM Sherrin specifies "Working Height" at a standard additional height of 6ft (1.8m) above the manufacturer's specified platform height.

## Range Chart



# 53' SCISSOR LIFT DIESEL HAULOTTE SRT

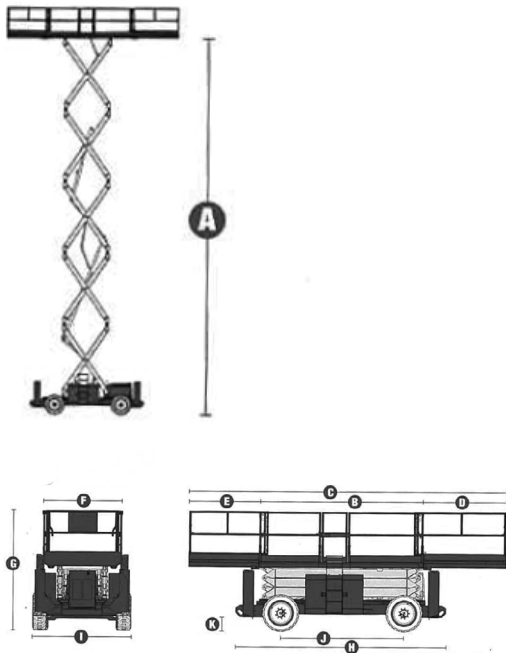
For more information on this equipment or if you require a free onsite inspection, contact our team

# 136 132

## Specifications

Working height	18 m
Platform height	16 m
Safe working load	600 kg
Length	4.12 m
Width	2.25 m
Stowed height	2.96 m
Wheelbase	2.75 m
Ground clearance	0.35 m
Platform length	4.00 m
Platform width	1.89 m
Platform extension	1 m
Extension capacity	200 kg
Drive speed (stowed)	6 km/h
Gradeability	45 %
Overall weight (approx)	7300 kg

## Range Chart



# 53' SCISSOR LIFT DIESEL GENIE SRT

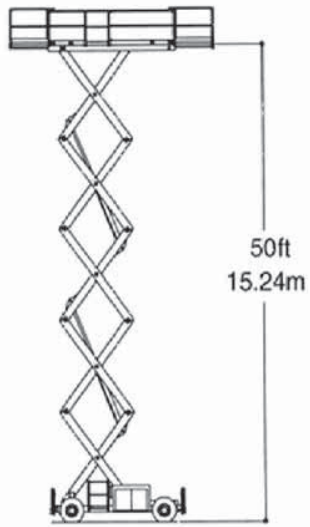
For more information on this equipment or if you require a free onsite inspection, contact our team

# 136 132

## Specifications

Working height	18 m
Safe working load	680 kg
Extension capacity	227 kg
A: Platform height	16 m
B: Platform length	5.34 m
C: Platform length extended dual deck	6.57 m
F: Platform width	1.83 m
G: Stowed height	3.15 m
H: Stowed height rails lowered	2.47 m
I: Width	2.29 m
J: Wheelbase	2.84 m
K: Ground clearance	0.36 m
Drive speed (stowed)	8 km/h
Gradeability	40 %
Overall weight (approx)	7537 kg

## Range Chart



# 50' SCISSOR LIFT DIESEL SRT

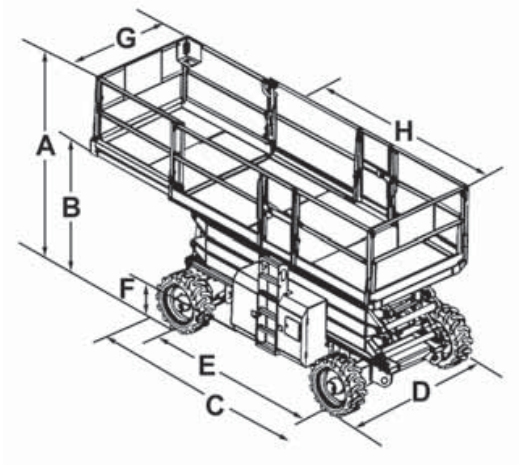
For more information on this equipment or if you require a free onsite inspection, contact our team

# 136 132

## Specifications

Working height	17.10 m
Platform height	15.24 m
Platform length	4.27 m
Platform width	1.80 m
Guardrail height	1.10 m
Stowed platform height	2.45 m
Weight capacity (without extensions)	1134 kg
Weight capacity (with extension)	907 kg
Overall width	2.29 m
Overall length	4.70 m
Wheelbase	3.10 m
Drive speed (4WD)	4.50 km/h
Turning radius (inside)	1.98 m
Turning radius (outside)	3.68 m
Gradeability 4 wheel	45 %
Overall weight (approx)	6940 kg

## Range Chart



# 43'

## SCISSOR LIFT DIESEL SRT

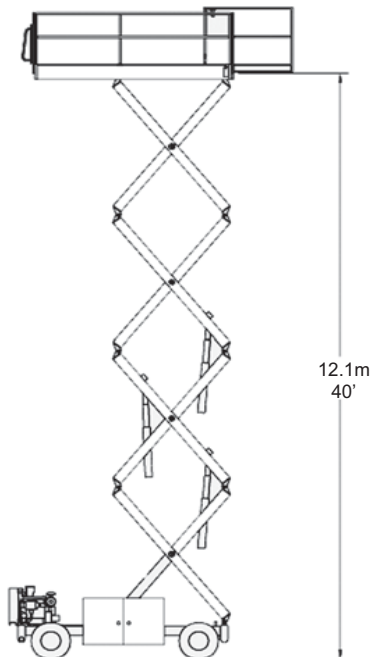
For more information on this equipment or if you require a free onsite inspection, contact our team

# 136 132

## Specifications

Working height	14.90 m
Platform height	13.10 m
Platform height safe working load	680 kg
Platform height size	1.80 x 3 m
(A) Height - stowed guardrails	2.93 m
(A) Height - stowed guardrails lowered	2.25 m
(B) Height - stowed (platform)	1.80 m
(C) Length - stowed w/ single deck extension	3.94 m
(C) Length - stowed w/ dual deck extension	3.98 m
( C1) w/ Outriggers	4.88 m
(D) Width	2.29 m
(E) Wheelbase	2.92 m
(F) Ground clearance	0.36 m
(G) Platform width	1.80 m
(H) Platform length single deck extension	5.40 m
(H) Platform length dual deck extension(s)	6.57 m
Turning radius (inside)	2.16 m
Turning radius (outside)	5.33 m
Gradeability	50 %
Overall weight (approx)	7210 kg

## Range Chart



# 40' SCISSOR LIFT DIESEL SRT

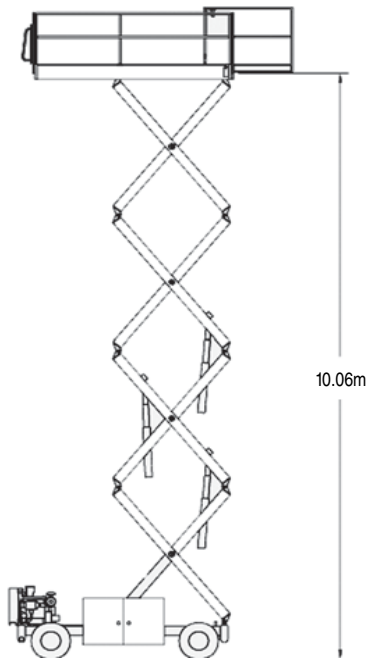
For more information on this equipment or if you require a free onsite inspection, contact our team

# 136 132

## Specifications

Working height	14 m
Platform height	12.10 m
Safe working load	340 kg
Platform size	1.80 x 3 m
Guardrail height	1.10 m
Toeboard height	0.15 m
Stowed platform height	1.50 m
Stowed overall height	2.70 m
Overall width	2.10 m
Overall length	3.80 m
Wheelbase	2.30 m
Turning radius (inside)	2.70 m
Turning radius (outside)	5.10 m
Gradeability	32 %
Overall weight (approx)	4218 kg

## Range Chart



# 33' SCISSOR LIFT JLG SRT

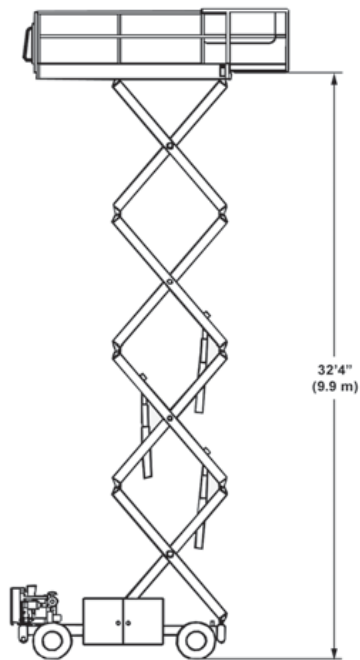
For more information on this equipment or if you require a free onsite inspection, contact our team

# 136 132

## Specifications

Working height	11.86 m
Platform height	10.06 m
Platform size	2.18 m x 3.81 m
Safe working load	1020 kg
Unit length	3.86 m
Unit width	2.39 m
Guardrail height	1.10 m
Stowed overall height (rail lowered)	1.97 m
Wheel base	2.95 m
Ground clearance	0.30 m
Turning radius (inside)	2.71 m
Turning radius (outside)	5.93 m
Gradeability	45 %
Overall weight	8578 kg

## Range Chart



# 32' SCISSOR LIFT GENIE SRT

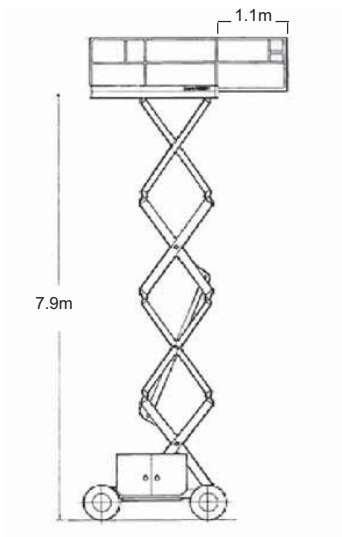
For more information on this equipment or if you require a free onsite inspection, contact our team

# 136 132

## Specifications

Working height	11.60 m
Platform height	9.80 m
Platform safe working load	454 kg
Unit length with outriggers	3.37 m
Unit length without outriggers	1.77 m
Guardrail height	1.10 m
Toeboard height	0.15 m
Stowed overall height	2.50 m
Overall width	2.00 m
Overall length	3.50 m
Wheelbase	2.30 m
Turning radius (inside)	2.60 m
Turning radius (outside)	5.00 m
Gradeability	35 %
Overall weight (approx)	4153 kg

## Range Chart



# 26' SCISSOR LIFT SRT

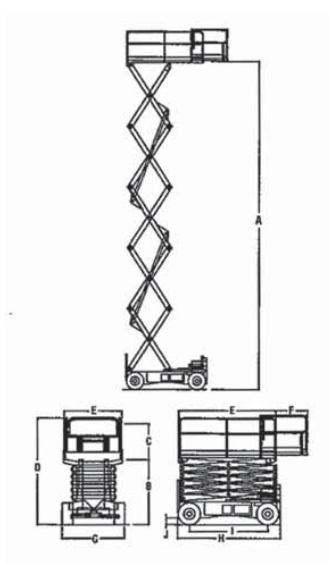
For more information on this equipment or if you require a free onsite inspection, contact our team

# 136 132

## Specifications

Working height	9.80 m
Platform height	7.90 m
Platform safe working load	510 kg
Platform size	1.65 x 2.22 m
Guardrail height	1.10 m
Toeboard height	0.15 m
Stowed overall height	2.52 m
Overall width	1.80 m
Overall length	2.68 m
Overall length (w/ stabilisers)	3.37 m
Wheelbase	2.00 m
Turning radius (inside)	2.56 m
Turning radius (outside)	4.30 m
Gradeability	35 %
Overall weight (approx)	2300 kg
Weight (approx with stabilisers)	2560 kg

## Range Chart



# 40' SCISSOR LIFT ELEC

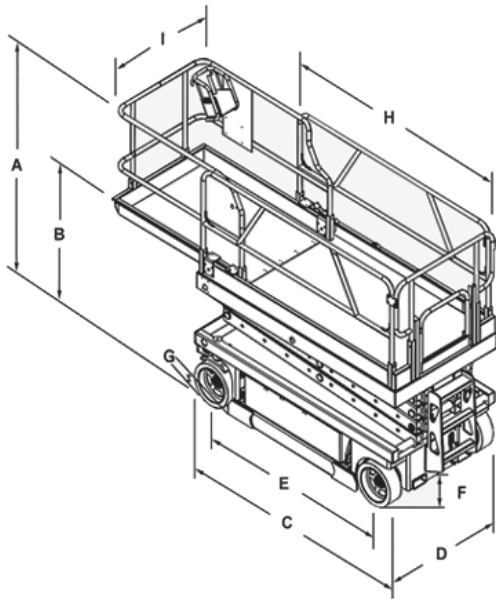
For more information on this equipment or if you require a free onsite inspection, contact our team

# 136 132

## Specifications

Working Height	14.00 m
(A) Platform Height - Elevated	12.19 m
(B) Platform Height - Stowed	1.75 m
(C) Platform Railing Height	1.10 m
(D) Overall Height (Rails up)	2.81 m
(E) Platform Size	1.65 x 2.92 m
(F) Platform Extension	0.91 m
(G) Overall Width	1.75 m
(H) Overall Length	3.10 m
(I) Wheelbase	2.30 m
(J) Ground Clearance	23 cm
Platform Capacity	360 kg
Capacity on Platform Extension	113 kg
Lift/Lower Time	54/50 sec
Maximum Drive Height	9.75 m
Gross Vehicle Weight	5100 kg
Drive Speed (Lowered)	4.80 km/h
Drive Speed (Elevated)	0.64 km/h
Gradeability	35 %
Turning Radius (Inside)	2.30 m

## Range Chart



# 32' HAULOTTE SCISSOR LIFT ELEC

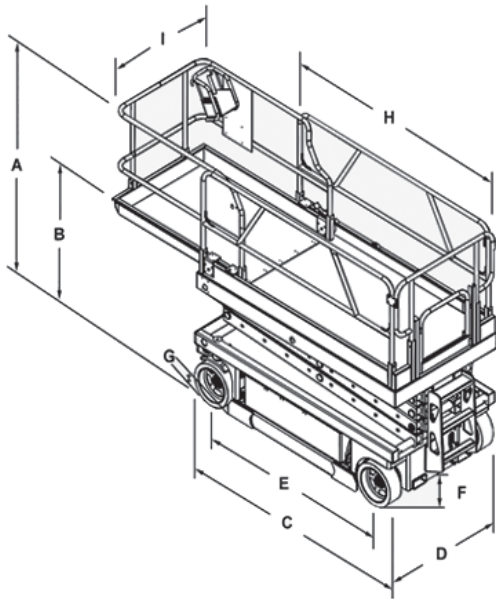
For more information on this equipment or if you require a free onsite inspection, contact our team

# 136 132

## Specifications

Working height	12.00 m
Platform height	10.00 m
(A) Height stowed	2.38 m
(B) Height stowed (platform)	1.26 m
(C) Unit length - stowed	2.31 m
(D) Unit width	1.20 m
(E) Wheelbase	1.86 m
(F) Ground clearance	0.13 m
(G) Platform width	1.20 m
(H) Platform length	2.30 m
Lift capacity	150 kg
Turning radius outside	2.50 m
Turning radius Inside	0.20 m
Gradeability	23%
Overall weight (approx)	2630kg

## Range Chart



# 32' GENIE SCISSOR LIFT ELEC

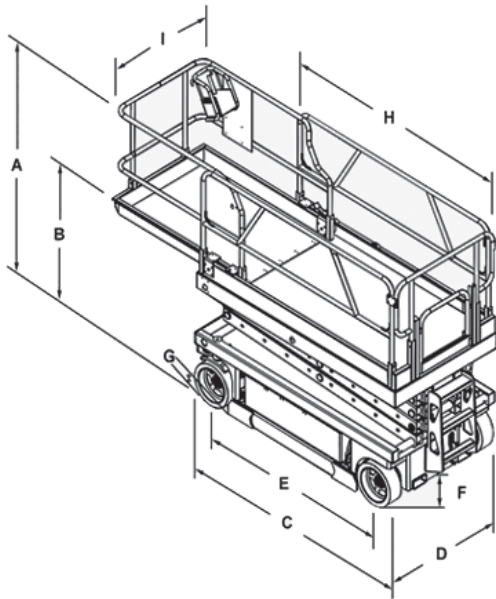
For more information on this equipment or if you require a free onsite inspection, contact our team

# 136 132

## Specifications

Working height	11.75 m
Platform height	9.75 m
(A) Height stowed	2.50 m
(B) Height stowed (platform)	1.30 m
(C) Unit length - stowed	2.26 m
(D) Unit width	1.17 m
(E) Wheelbase	1.85 m
(F) Ground clearance	0.10 m
(G) Platform width	1.15 m
(H) Platform length	3.18 m
Lift capacity	318 kg
Turning radius outside	2.29 m
Turning radius Inside	0.00 m
Gradeability	25 %
Overall weight (approx)	2812 kg

## Range Chart



# 32' JLG SCISSOR LIFT ELEC

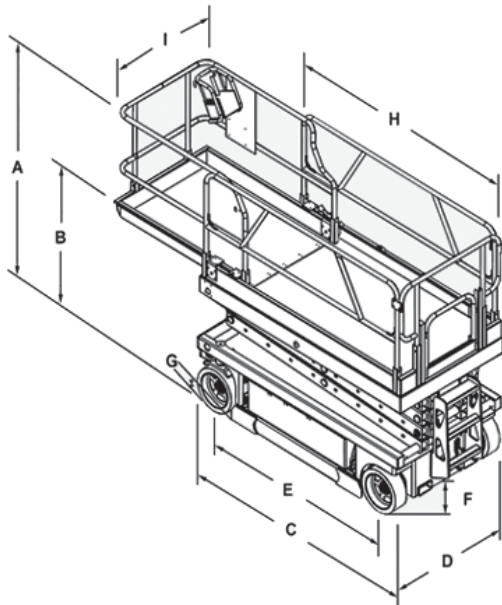
For more information on this equipment or if you require a free onsite inspection, contact our team

# 136 132

## Specifications

Working height	11.68 m
Platform height	9.68 m
(A) Height stowed	2.36 m
(B) Height stowed (platform)	1.26 m
(C) Unit length - stowed	2.50 m
(D) Unit width	1.17 m
(E) Wheelbase	2.09 m
(F) Ground clearance	0.13 m
(G) Platform width	1.12 m
(H) Platform length	2.50 m
Lift capacity	318 kg
Turning radius outside	2.41 m
Turning radius Inside	0.00 m
Gradeability	25%
Overall weight (approx)	2243 kg

## Range Chart



# 26' SCISSOR LIFT ELEC

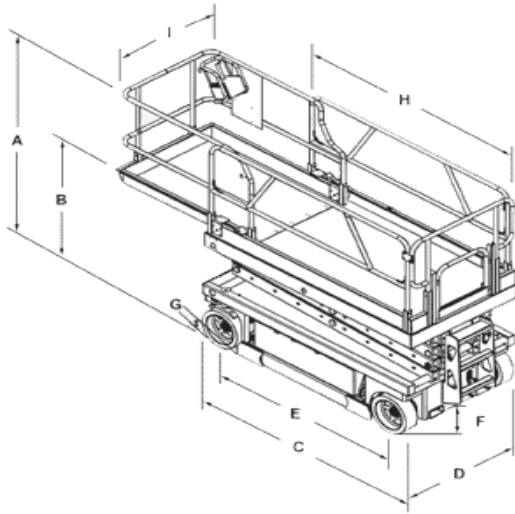
For more information on this equipment or if you require a free onsite inspection, contact our team

# 136 132

## Specifications

Working height	9.80 m
Platform height	7.90 m
(A) Height stowed	2.40 m
(B) Height stowed (platform)	1.20 m
(C) Unit length - stowed	2.70 m
(D) Unit width	1.17 m
(E) Wheelbase	1.90 m
(F) Ground clearance	0.20 m
(G) Platform width	1.50 m
(H) Platform length	2.50 m
Lift capacity	567 kg
Turning radius outside	3.70 m
Turning radius inside	1.50 m
Gradeability	40 %
Overall weight (approx)	2100 kg

## Range Chart



## 20' WIDE SCISSOR LIFT ELEC

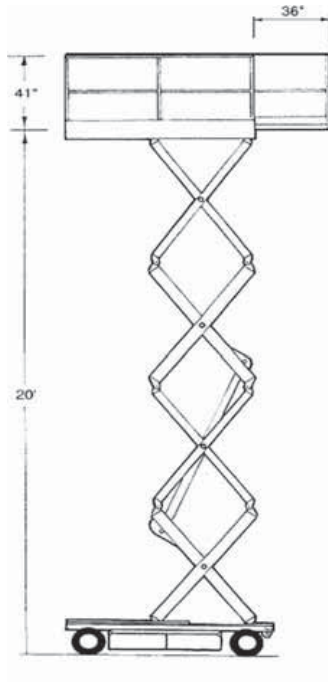
For more information on this equipment or if you require a free onsite inspection, contact our team

# 136 132

## Specifications

Working height	8.20 m
Platform height	6.37 m
Platform length (extended)	3.26 m
(A) Stowed height	1.82 m
(C) Stowed length	2.44 m
(D) Width	1.17 m
(I) Width	1.16 m
(E) Wheelbase	1.85 m
Safe working load	544 kg
Drive speeds (stowed)	3.50 km/h
Drive speeds (raised)	0.70 km/h
Gradeability (stowed)	30 %
Turning radius (inside)	zero
Turning radius (outside)	2.33 m
Overall weight (approx)	1951 kg

## Range Chart



# 20' NARROW SCISSOR LIFT ELEC

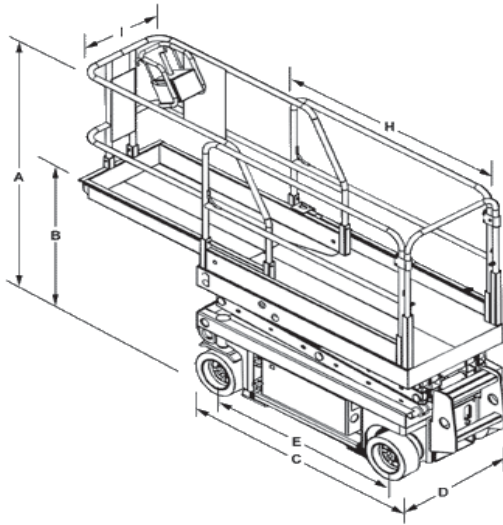
For more information on this equipment or if you require a free onsite inspection, contact our team

# 136 132

## Specifications

Working height	7.90 m
Platform height	6.10 m
(A) Height stowed, ANSI, CSA	2 m
(B) Platform height - stowed	0.98 m
(C) Length - stowed	2.44 m
(D) Width	0.81 m
(E) Wheelbase	1.85 m
(F) Ground clearance at machine centre	0.10 m
(G) Ground clearance pothole guards deployed	0.02 m
(H) Platform length	2.26 m
(I) Platform width	0.79 m
Lift capacity	363 kg
Turning radius outside	2.34 m
Turning radius inside	zero
Gradeability	30 %
Overall weight (approx)	2044 kg

## Range Chart



# 19' SCISSOR LIFT ELEC

For more information on this equipment or if you require a free onsite inspection, contact our team

# 136 132

## Specifications

Working height	7.60 m
Platform height	5.80 m
(H) Length (extended)	1.58 m
(I) Width	0.65 m
Safe working load	227 kg
(E) Wheelbase	1.32 m
Drive speeds (stowed)	4.00 km/h
Drive speeds (raised)	1.00 km/h
Gradeability (stowed)	30 %
Turning radius (inside)	zero
Turning radius (outside)	1.55 m
(A) Stowed height (guardrails)	2.01 m
(B) Stowed height (platform)	0.98 m
(C) Stowed length	1.83 m
(D) Width	0.76 m
Overall weight (approx)	1454 kg
Indoor use only	



**136 132 BOOM SHERRIN**  
[www.boomsherrin.com.au](http://www.boomsherrin.com.au)